

FS-DIUP Insert compatible with Dune: Imperium - Uprising[®]

(Separately compatible with Dune: Imperium[®])

incl. space for the Rise of Ix[®] and Immortality[®] expansions.



Assembly Instructions

The package contains five single sheets.

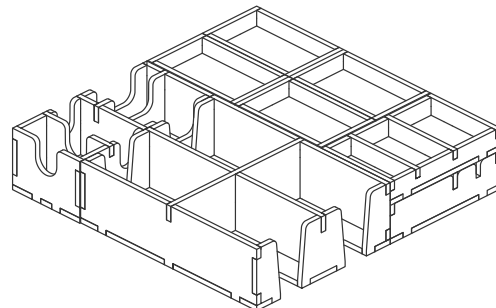
After assembly the trays are put in up to three layers in the original game box.

Ordinary PVA glue is required when assembling each tray.

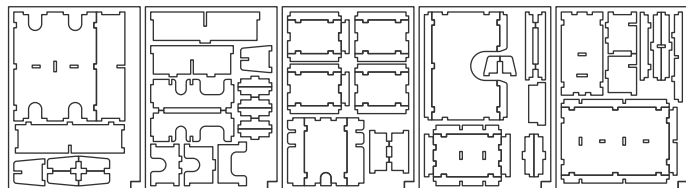
Please make sure you **dry-assemble** each tray correctly before gluing it together.

Please check www.foldedspace.com for general assembly tips.

FS-DIUP



Sheet 1 Sheet 2 Sheet 3 Sheet 4 Sheet 5



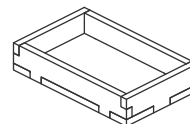
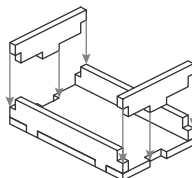
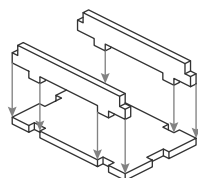
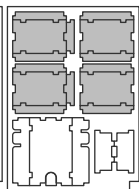
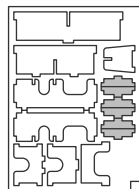
Tray 1a, b, c, d (the trays are identical)

Sheet 2, 3

Step 1

Step 2

Finished tray



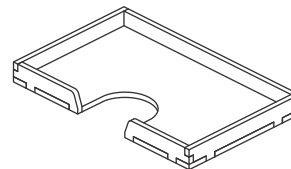
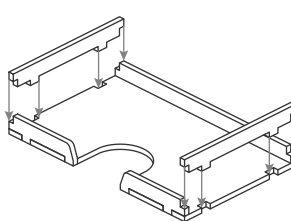
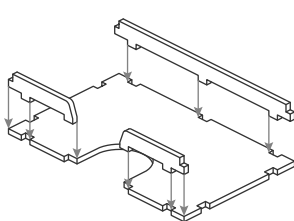
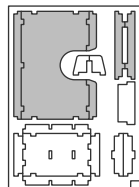
Tray 2

Sheet 4

Step 1

Step 2

Finished tray



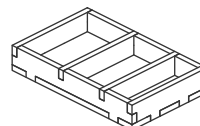
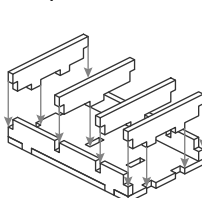
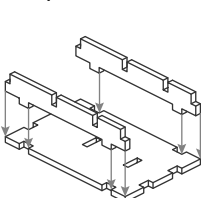
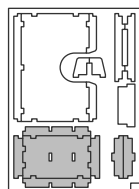
Tray 3

Sheet 4

Step 1

Step 2

Finished tray



Tray 4

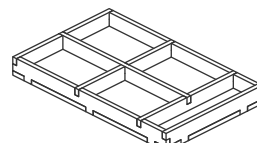
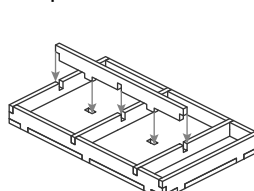
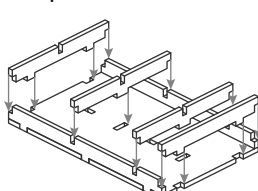
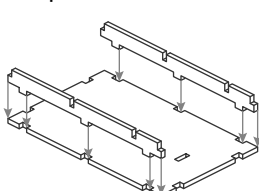
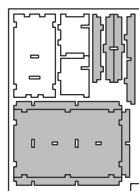
Sheet 5

Step 1

Step 2

Step 3

Finished tray



FS-DIUP Insert compatible with Dune: Imperium - Uprising[®]

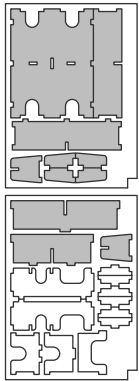
(Separately compatible with Dune: Imperium[®])

incl. space for the Rise of Ix[®] and Immortality[®] expansions.

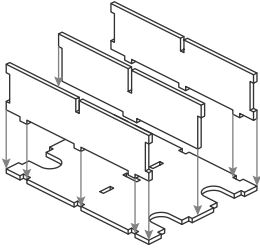


Tray 5

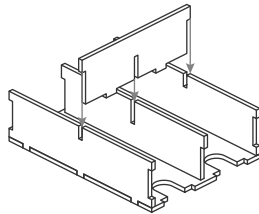
Sheet 1, 2



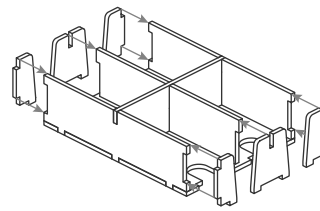
Step 1



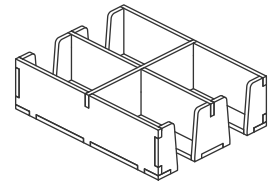
Step 2



Step 3

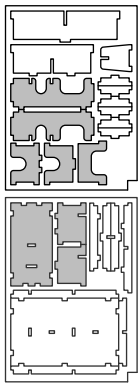


Finished tray

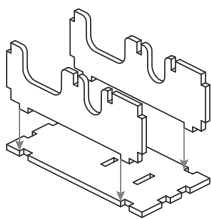


Tray 6

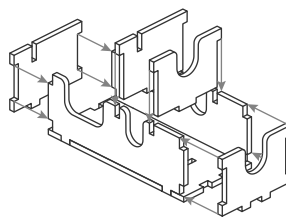
Sheet 2, 5



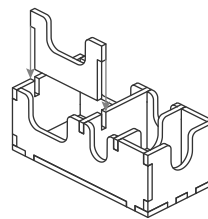
Step 1



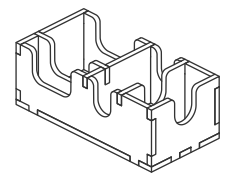
Step 2



Step 3

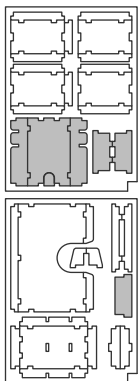


Finished tray



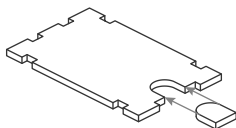
Tray 7 - variant 1 (for use in Dune: Imperium - Uprising)

Sheet 3, 4

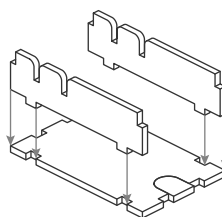


Step 1

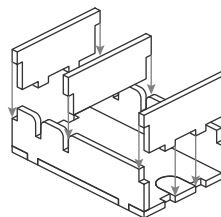
*glue the rounded piece in place, so it creates a solid base



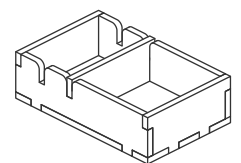
Step 2



Step 3

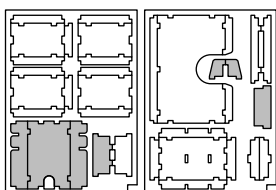


Finished tray

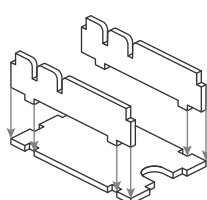


Tray 7 - variant 2 (for use in Dune: Imperium)

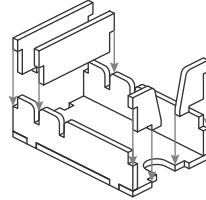
Sheet 3, 4



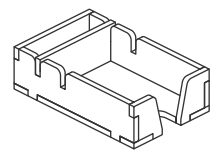
Step 1



Step 2



Finished tray



FS-DIUP Insert compatible with Dune: Imperium - Uprising[®]

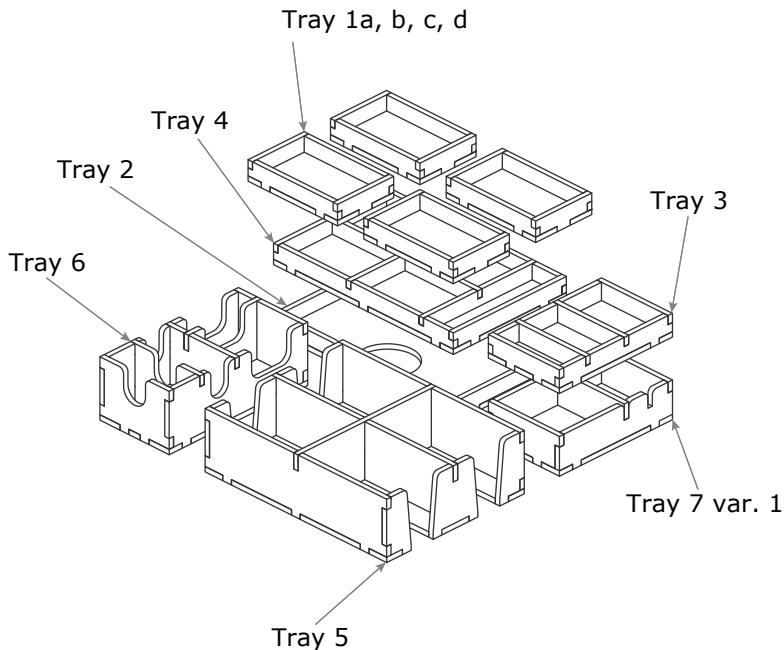
(Separately compatible with Dune: Imperium[®])

incl. space for the Rise of Ix[®] and Immortality[®] expansions.



FS-DIUP

Use Tray 7 - variant 1 for Dune: Imperium - Uprising.



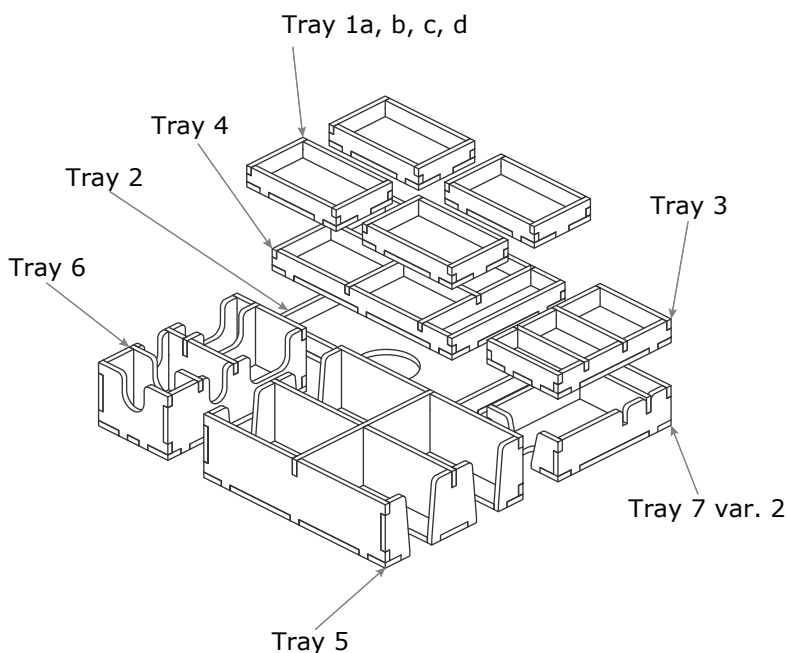
Please check www.foldedspace.com for photos of this insert in use.

Tray legend

- Tray 1a, b, c, d - player components
- Tray 2 - CHOAM board overlay, leader cards, Rival reference cards, Research Station overlay tile
- Tray 3 - first player marker, shield wall tile, Family Atomics tokens, Alliance tokens, Maker Hooks tokens, Snooper tokens, Feyd token
- Tray 4 - spice, solari and water tokens
- Tray 5 - Slot 1 & 2: Imperium cards, Slot 3: starting cards, Slot 4: remaining cards
- Tray 6 - Tech tiles, Contract tokens, Intrigue cards, Conflict cards, objective cards
- Tray 7 - sandworm miniatures, additional player components, swordmaster bonus tokens

FS-DIUP

Use Tray 7 - variant 2 for Dune: Imperium.



Tray legend

- Tray 1a, b, c, d - player components
- Tray 2 - CHOAM board overlay, leader cards, Rival reference cards, Research Station overlay tile
- Tray 3 - first player marker, Family Atomics tokens, Alliance tokens, Snooper tokens, Baron Harkonnen tokens, Mentat mini
- Tray 4 - spice, solari and water tokens
- Tray 5 - Slot 1 & 2: Imperium cards, Slot 3: starting cards, Slot 4: remaining cards
- Tray 6 - Tech tiles, Intrigue cards, Conflict cards
- Tray 7 - Reserve cards